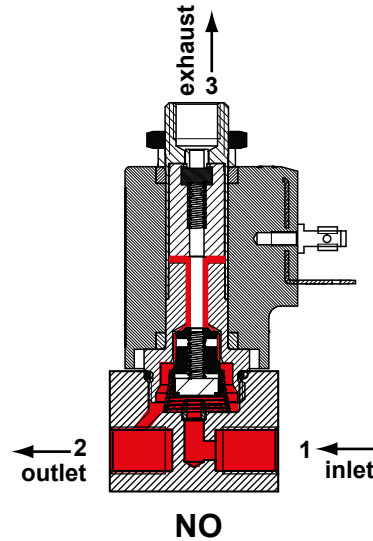


direct operated solenoid valves

coil 31 mm

general information	
ambient temperature	- 10°C to + 50°C
response time	6 - 18 ms
mounting	in any position
standard seal materials*	NBR, FPM, EPDM, BT4
dimensions	see page 2/2
coil data	see page 2/2
connector data	see page 2/2

* other seal materials on request




with push-magnet operator

function	symbol	orif. mm	*Kv	pressure range (bar)			nominal power		TABLE A main code	
				min.	max. DC	max. AC	Watt DC	V.A. AC		
								inr.		hol
3/2 normally open (NO) 		0.8	0.5	0	-	25	-	21.5	13.5	Q7C208
		0.8	0.5	0	25	-	10	-	-	Q7C708
		1.2	1.3	0	-	18	-	21.5	13.5	Q7C212
		1.2	1.3	0	18	-	10	-	-	Q7C712
		1.6	1.7	0	-	15	-	21.5	13.5	Q7C216
		1.6	1.7	0	15	-	10	-	-	Q7C716
		2.0	3.0	0	-	12	-	21.5	13.5	Q7C220
		2.0	3.0	0	12	-	10	-	-	Q7C720
		2.4	3.5	0	-	9	-	21.5	13.5	Q7C224
		2.4	3.5	0	9	-	10	-	-	Q7C724
		3.0	4.5	0	-	7.5	-	21.5	13.5	Q7C230
		3.0	4.5	0	7.5	-	10	-	-	Q7C730
		4.0**	7.5	0	-	4.0	-	21.5	13.5	Q7C240
		4.0**	7.5	0	4.0	-	10	-	-	Q7C740

*l/min. of water with ΔP of 1 bar

** 3.0 mm exhaust

order code



main code
see table A on this page

seals	
code	material
B	NBR
V	FPM
E	EPDM
L	BT4

manual override	
code	type
0	none

coil code
see table B on page 2/2

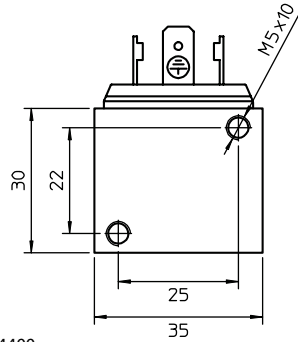
FLO CONTROL

Solenoid Valves



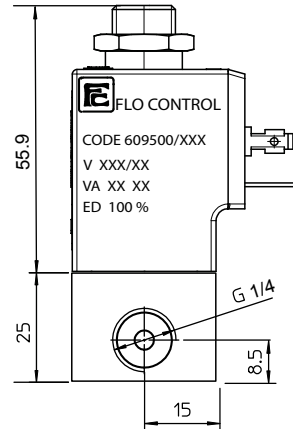
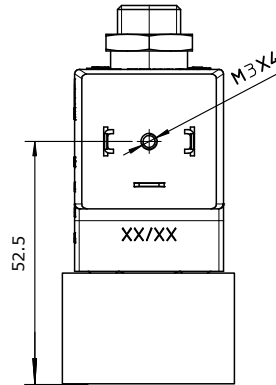
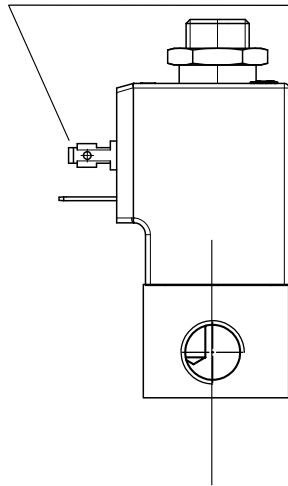
direct operated solenoid valves

coil 31 mm

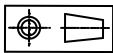
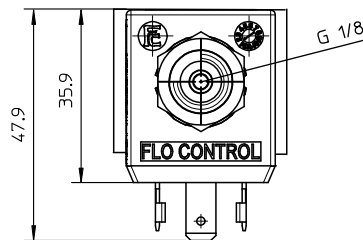


with push-magnet operator

Terminals for connector DIN 43650-A/ISO 4400



Catalog number
Production date



weight 340 g

coil code	TABLE B			
	*voltages	code		
		~ 50 Hz	~ 60 Hz	= DC
	12	-	-	666
	24	611	644	671
	48	616	-	676
	110	621	-	681
	115	-	653	-
	220	631	-	-
	230	638	659	-
	380	640	-	-

coil specification	
wire insulation	class H180° C
encapsulation	class F155° C
encapsulation mat.	nylon
energising duration	100% at +20° C ambient
voltage tolerance	- 10% +15% of nominal voltage
*power consumption	AC 13,5 VA - DC 10 Watt
electrical connection	DIN 43650/A (2P+ earth)
cable connection	Pg 9 (for cable dia. 6-8mm)
protection class	IP 65 (with connector)

* other voltages and wattages on request

connector (not included, must be ordered separately)

code Z10031

FLO CONTROL

Solenoid Valves

