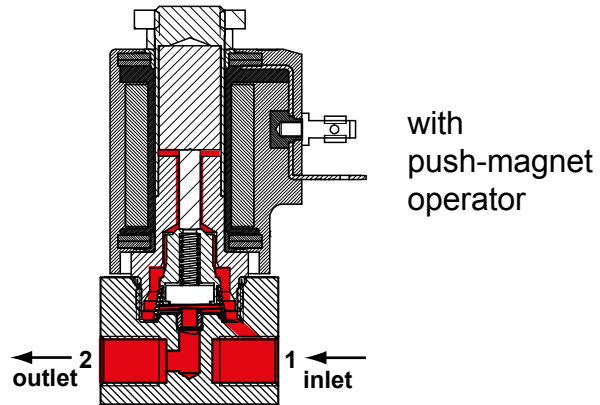


direct operated solenoid valves

coil 31 mm

general information	
ambient temperature	- 10°C to + 50°C
response time	6 - 18 ms
mounting	in any position
standard seal materials*	NBR, FPM, EPDM, BT4
dimensions	see page 2/2
coil data	see page 2/2
connector data	see page 2/2




**NO**

\* other seal materials on request

function	symbol	orif. mm	*Kv	pressure range (bar)			nominal power		TABLE A	
				min.	max. DC	max. AC	Watt DC	V.A. AC		main code
								inr.	hol	
<b>2/2 normally open (NO)</b> 	0.8	0.5	0	-	60	-	21.5	13.5	<b>Q6C208</b>	
	0.8	0.5	0	60	-	10	-	-	<b>Q6C708</b>	
	1.2	1.3	0	-	45	-	21.5	13.5	<b>Q6C212</b>	
	1.2	1.3	0	45	-	10	-	-	<b>Q6C712</b>	
	1.6	1.7	0	-	25	-	21.5	13.5	<b>Q6C216</b>	
	1.6	1.7	0	25	-	10	-	-	<b>Q6C716</b>	
	2.0	3.0	0	-	16	-	21.5	13.5	<b>Q6C220</b>	
	2.0	3.0	0	16	-	10	-	-	<b>Q6C720</b>	
	2.4	3.5	0	-	10	-	21.5	13.5	<b>Q6C224</b>	
	2.4	3.5	0	10	-	10	-	-	<b>Q6C724</b>	
	3.0	4.5	0	-	7	-	21.5	13.5	<b>Q6C230</b>	
	3.0	4.5	0	7	-	10	-	-	<b>Q6C730</b>	
	4.0	7.5	0	-	3.5	-	21.5	13.5	<b>Q6C240</b>	
	4.0	7.5	0	3.5	-	10	-	-	<b>Q6C740</b>	

\*l/min. of water with ΔP of 1 bar

order code



main code
see table A on this page

seals	
code	material
B	NBR
V	FPM
E	EPDM
L	BT4

manual override	
code	type
0	none

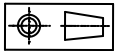
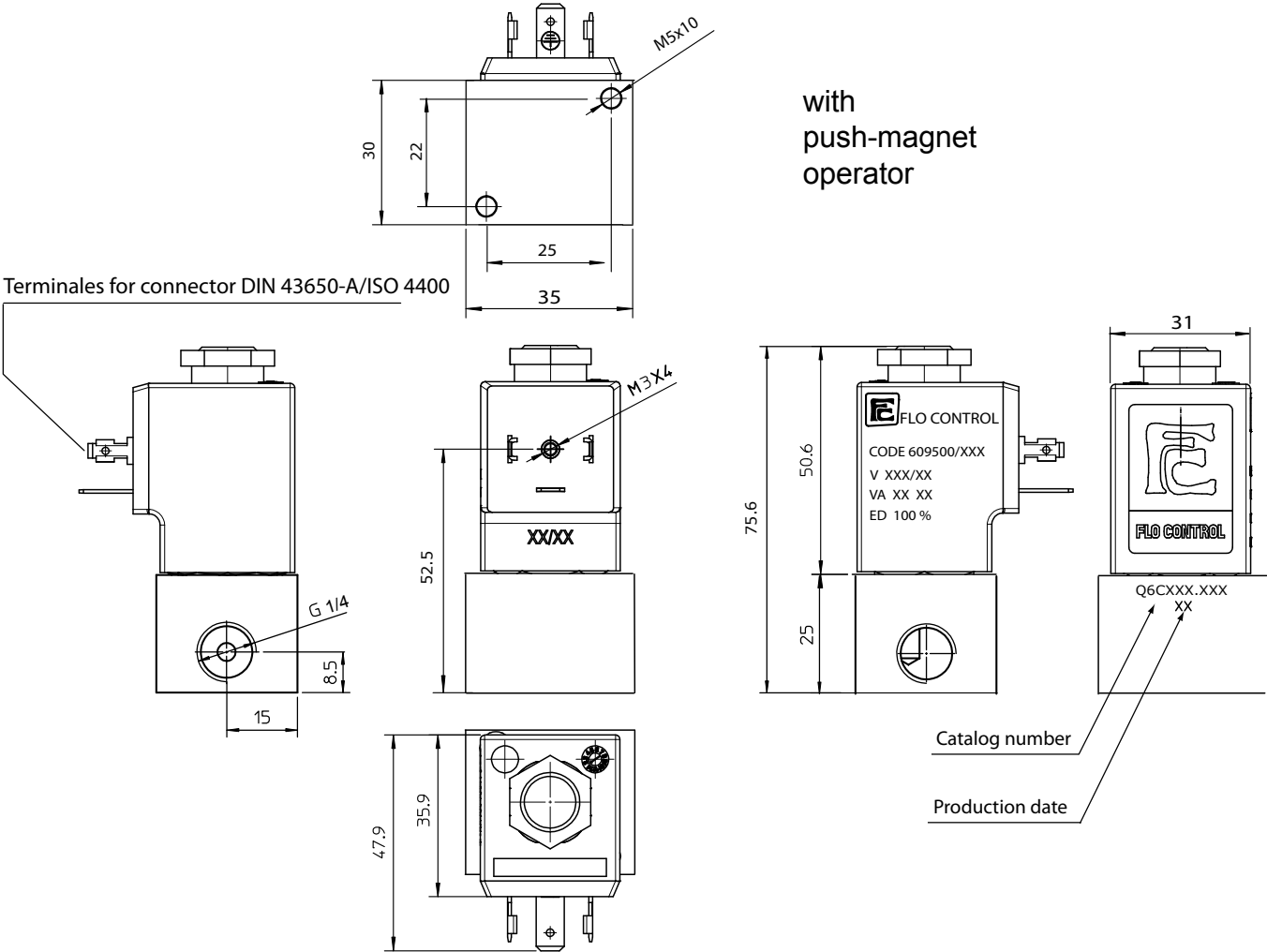
coil code
see table B on page 2/2

**FLO CONTROL**

Solenoid Valves



direct operated solenoid valves  
coil 31 mm



<b>weight</b>	345 g
---------------	-------

coil code	TABLE B			
	*voltages	code		
		~ 50 Hz	~ 60 Hz	= DC
	12	-	-	666
	24	611	644	671
	48	616	-	676
	110	621	-	681
	115	-	653	-
	220	631	-	-
	230	638	659	-
	380	640	-	-

coil specification	
<b>wire insulation</b>	class H180° C
<b>encapsulation</b>	class F155° C
<b>encapsulation mat.</b>	nylon
<b>energising duration</b>	100% at +20° C ambient
<b>voltage tolerance</b>	- 10% +15% of nominal voltage
<b>*power consumption</b>	AC 13,5 VA - DC 10 Watt
<b>electrical connection</b>	DIN 43650/A (2P+ earth)
<b>cable connection</b>	Pg 9 (for cable dia. 6-8mm)
<b>protection class</b>	IP 65 (with connector )

\* other voltages and wattages on request

**connector** (not included, must be ordered separately) 

<b>code</b>	Z10031
-------------	--------

**FLO CONTROL**  
Solenoid Valves

