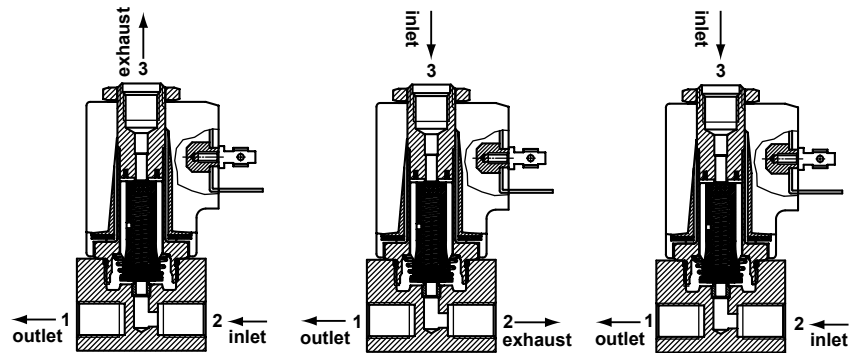


direct operated solenoid valves

coil 31 mm

Universal valves can be used in 3 different ways.  
As a normally closed, as a normally open or as selector valve.

general information	
ambient temperature	- 10°C to + 50°C
response time	6 - 18 ms
mounting	in any position
standard seal materials*	NBR, FPM, EPDM
dimensions	see page 2/2
coil data	see page 2/2
connector data	see page 2/2



**NC**

**NO**


**SELECTOR**

\* other seal materials on request

function	symbol	orif. mm	*Kv	pressure range (bar)			nominal power		TABLE A main code
				min.	max. DC	max. AC	Watt DC	V.A. AC inr. hol.	
connected as 3/2 NC 		0.8	0.5	0	18	18	10	21.5 13.5	<b>Q3C408</b>
		1.2	1.1	0	13	13	10	21.5 13.5	<b>Q3C412</b>
connected as 3/2 NO 		1.6	1.4	0	9	9	10	21.5 13.5	<b>Q3C416</b>
		2.4	3.0	0	5	5	10	21.5 13.5	<b>Q3C424</b>
connected as 3/2 selector 		3.0	3.5	0	3.5	3.5	10	21.5 13.5	<b>Q3C430</b>

\*l/min. of water with ΔP of 1 bar

**order code**



main code
see table A on this page

seals	
code	material
<b>B</b>	NBR
<b>V</b>	FPM
<b>E</b>	EPDM

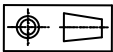
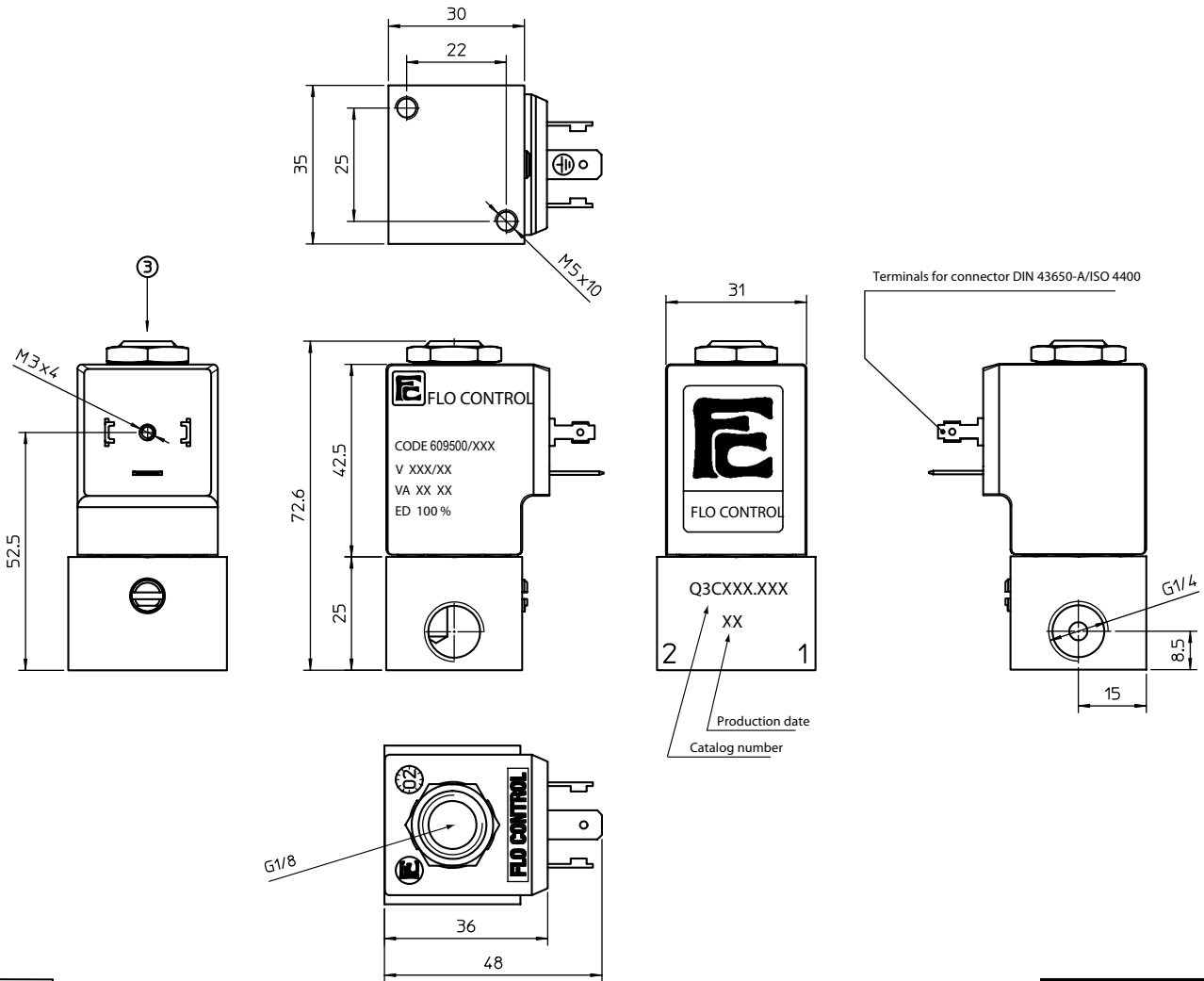
manual override	
code	type
<b>0</b>	none
<b>1</b>	brass screw
<b>2</b>	palm button
<b>3</b>	push button

coil code
see table B on page 2/2



direct operated solenoid valves

coil 31 mm



weight 330 g

coil code	TABLE B			
	*voltages	code		
		~ 50 Hz	~ 60 Hz	= DC
	12	-	-	666
	24	611	644	671
	48	616	-	676
	110	621	-	681
	115	-	653	-
	220	631	-	-
	230	638	659	-
	380	640	-	-

coil specification	
wire insulation	class H180° C
encapsulation	class F155° C
encapsulation mat.	nylon
energising duration	100% at +20° C ambient
voltage tolerance	- 10% +15% of nominal voltage
*power consumption	AC 13,5 VA - DC 10 Watt
electrical connection	DIN 43650/A (2P+ earth)
cable connection	Pg 9 (for cable dia. 6-8mm)
protection class	IP 65 (with connector )

\* other voltages and wattages on request

connector (not included, must be ordered separately)

code Z10031

FLO CONTROL

Solenoid Valves

