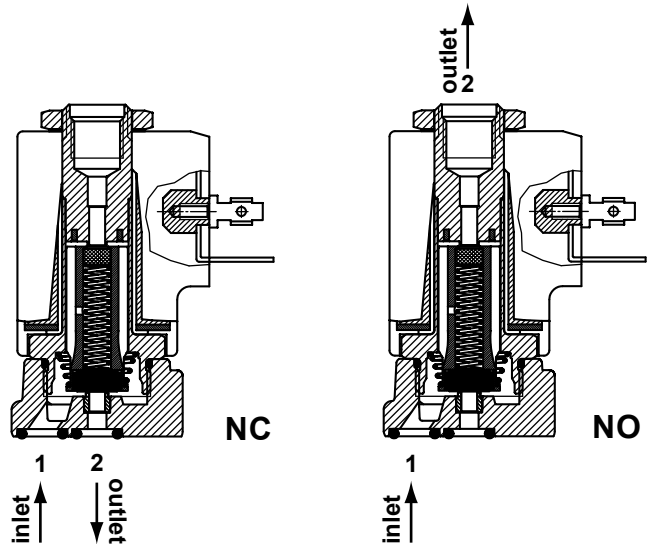


direct operated solenoid valves

coil 31 mm

general information	
ambient temperature	- 10°C to + 50°C
response time	6 - 18 ms
mounting	in any position
standard seal materials*	NBR, FPM, EPDM*
dimensions	see page 2/4
coil data	see page 2/4
connector data	see page 2/4
sub-base	see page 3/4 and 4/4

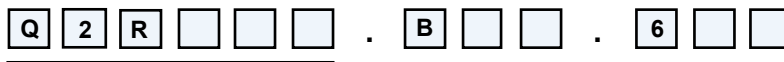
* other seal materials on request



function	symbol	orif. mm	*Kv	pressure range (bar)			nominal power		TABLE A main code	
				min.	max. DC	max. AC	Watt DC	V.A. AC inr. hol		
2/2 normally closed (NC) 		0.8	0.5	0	60	80	10	21.5	13.5	Q2R108
		1.2	1.3	0	45	70	10	21.5	13.5	Q2R112
		1.6	1.7	0	35	60	10	21.5	13.5	Q2R116
		2.4	3.5	0	15	30	10	21.5	13.5	Q2R124
		3.0	4.5	0	10	18	10	21.5	13.5	Q2R130
2/2 normally open (NO) 		0.8	0.5	0	40	40	10	21.5	13.5	Q2R208
		1.2	1.1	0	35	35	10	21.5	13.5	Q2R212
		1.6	1.4	0	20	20	10	21.5	13.5	Q2R216
		2.4	3.0	0	10	10	10	21.5	13.5	Q2R224
		3.0	3.5	0	8	8	10	21.5	13.5	Q2R230

*l/min. of water with ΔP of 1 bar

order code



main code
see table A on this page

seals	
code	material
B	NBR
V	FPM
E	EPDM

manual override	
code	type
0	none
1	brass screw
2	palm button
3	push button

coil code
see table B on page 2/4

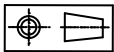
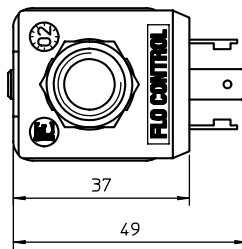
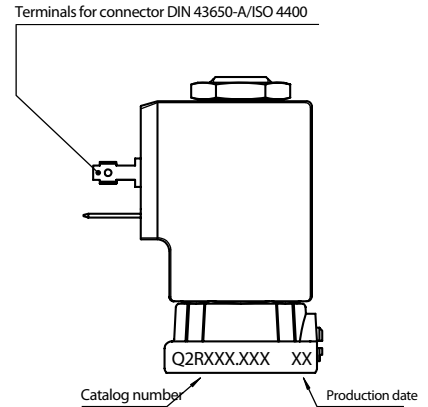
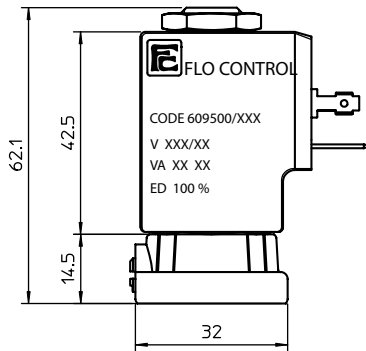
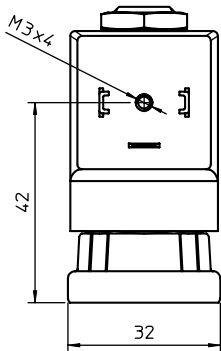
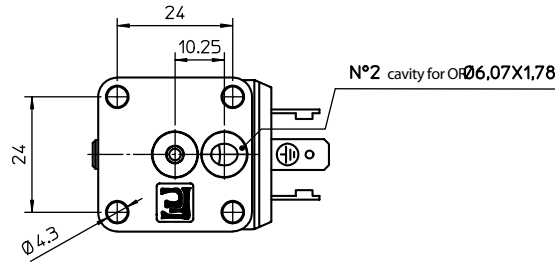
FLO CONTROL

Solenoid Valves



direct operated solenoid valves

coil 31 mm



weight 260 g

coil code	TABLE B			
	*voltages	code		
		~ 50 Hz	~ 60 Hz	= DC
12	-	-	666	
24	611	644	671	
48	616	-	676	
110	621	-	681	
115	-	653	-	
220	631	-	-	
230	638	659	-	
380	640	-	-	

coil specification	
wire insulation	class H180° C
encapsulation	class F155° C
encapsulation mat.	nylon
energising duration	100% at +20° C ambient
voltage tolerance	- 10% +15% of nominal voltage
*power consumption	AC 13,5 VA - DC 10 Watt
electrical connection	DIN 43650/A (2P+ earth)
cable connection	Pg 9 (for cable dia. 6-8mm)
protection class	IP 65 (with connector)

* other voltages and wattages on request

connector (not included, must be ordered separately)

code Z10031

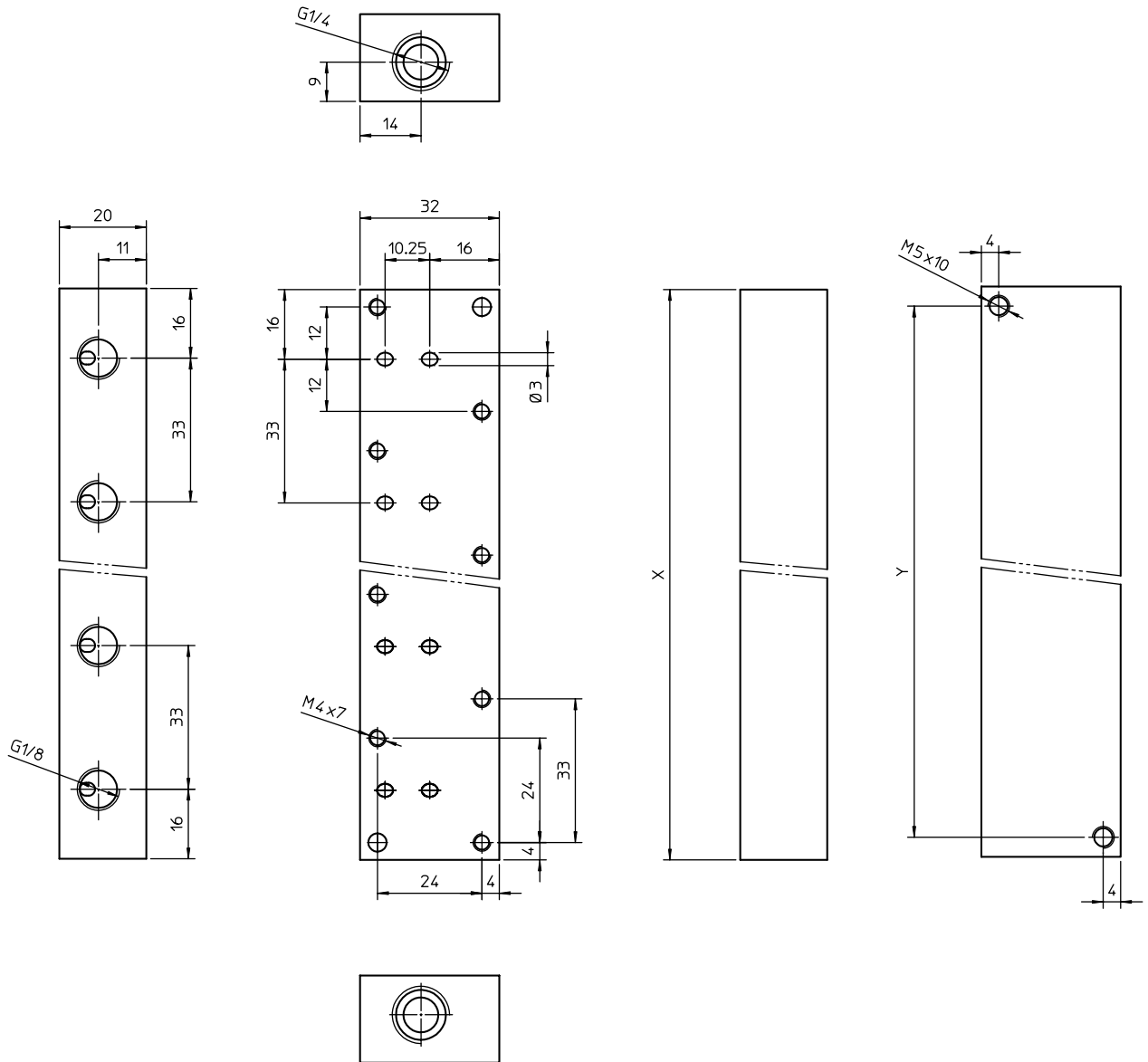
FLO CONTROL

Solenoid Valves



direct operated solenoid valves

coil 31 mm



order code	stations	X (mm)	Y (mm)	weight (g)
ZZ11.Q1.28B	1	32	24	135
ZZ11.Q2.28B	2	65	57	285
ZZ11.Q3.28B	3	98	90	435
ZZ11.Q4.28B	4	131	123	585
ZZ11.Q5.28B	5	164	156	735
ZZ11.Q6.28B	6	197	189	890

-M4 screws order code Z11035 (two each valves station) must be ordered separately

FLO CONTROL

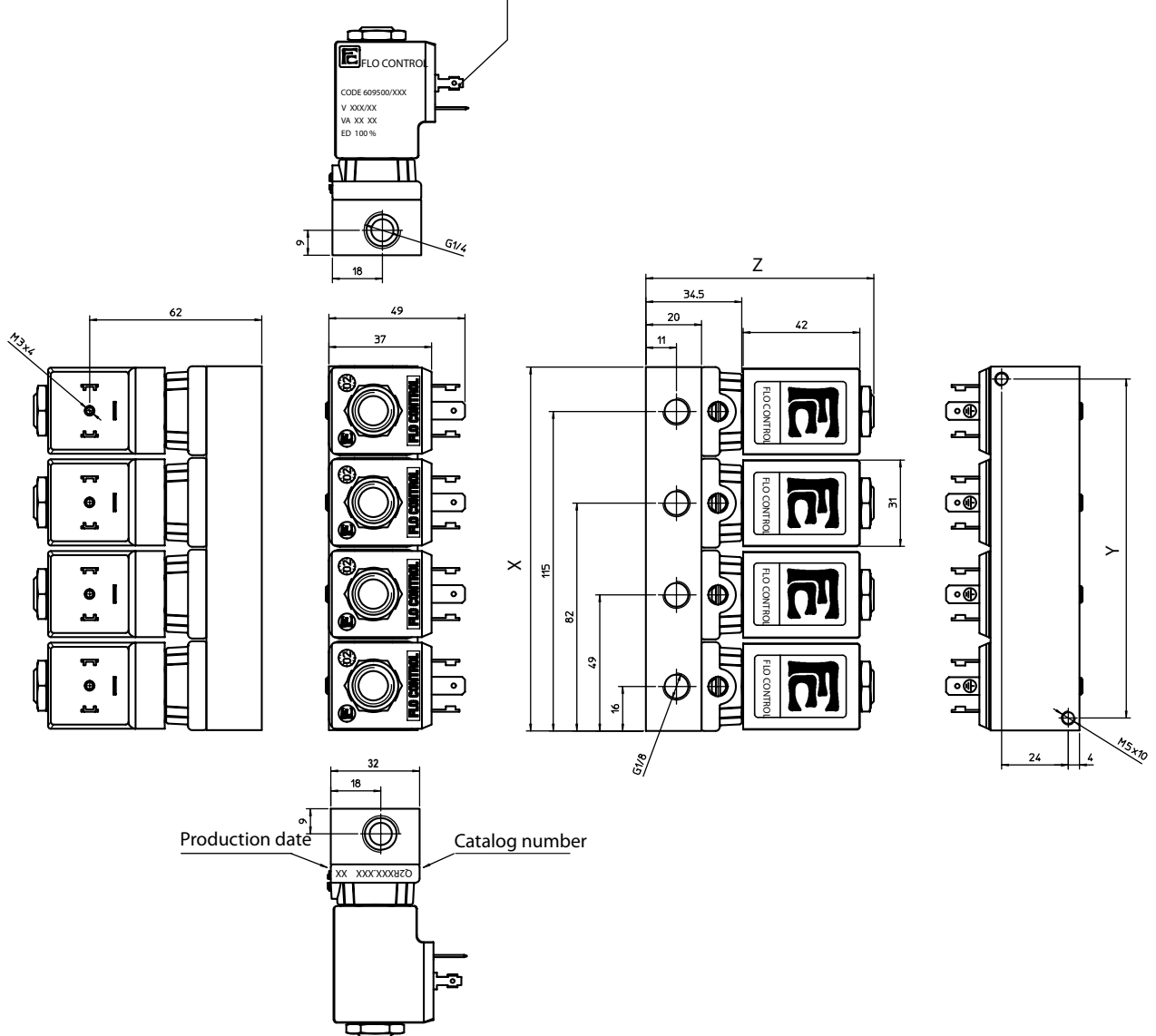
Solenoid Valves



direct operated solenoid valves

coil 31 mm

Terminals for connector DIN 43650-A/ISO 4400



dimensions assembled manifolds

order code	stations	X (mm)	Y (mm)	Z (mm)	weight (g)
parts have to be ordered separately: valves see page 1/4 bases see page 3/4 screws see page 3/4	1	32	24	82.1	395
	2	65	57	82.1	805
	3	98	90	82.1	1215
	4	131	123	82.1	1625
	5	164	156	82.1	2035
	6	197	189	82.1	2450

FLO CONTROL

Solenoid Valves

