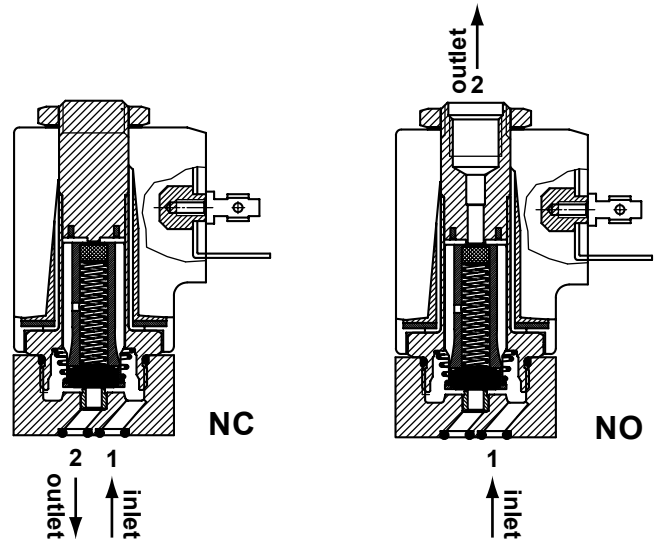


direct operated solenoid valves

coil 31 mm

general information	
ambient temperature	- 10°C to + 50°C
response time	6 - 18 ms
mounting	in any position
standard seal materials*	NBR, FPM, EPDM*
dimensions	see page 2/4
coil data	see page 2/4
connector data	see page 2/4
sub-base	see page 3/4 and 4/4

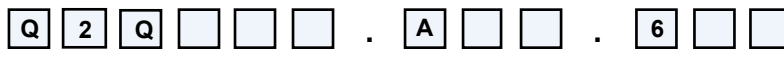
* other seal materials on request



function	symbol	orif. mm	*Kv	pressure range (bar)			nominal power		TABLE A main code	
				min.	max. DC	max. AC	Watt DC	V.A. AC		
								inr.		hol
2/2 normally closed (NC) 		0.8	0.5	0	60	80	10	21.5	13.5	Q2Q108
		1.2	1.3	0	45	70	10	21.5	13.5	Q2Q112
		1.6	1.7	0	35	60	10	21.5	13.5	Q2Q116
		2.4	3.5	0	15	30	10	21.5	13.5	Q2Q124
		3.0	4.5	0	10	18	10	21.5	13.5	Q2Q130
2/2 normally open (NO) 		0.8	0.5	0	40	40	10	21.5	13.5	Q2Q208
		1.2	1.1	0	35	35	10	21.5	13.5	Q2Q212
		1.6	1.4	0	20	20	10	21.5	13.5	Q2Q216
		2.4	3.0	0	10	10	10	21.5	13.5	Q2Q224
		3.0	3.5	0	8	8	10	21.5	13.5	Q2Q230

*l/min. of water with ΔP of 1 bar

order code



main code
see table A on this page

seals	
code	material
B	NBR
V	FPM
E	EPDM

manual override	
code	type
0	none
1	brass screw
2	palm button
3	push button

coil code
see table B on page 2/4

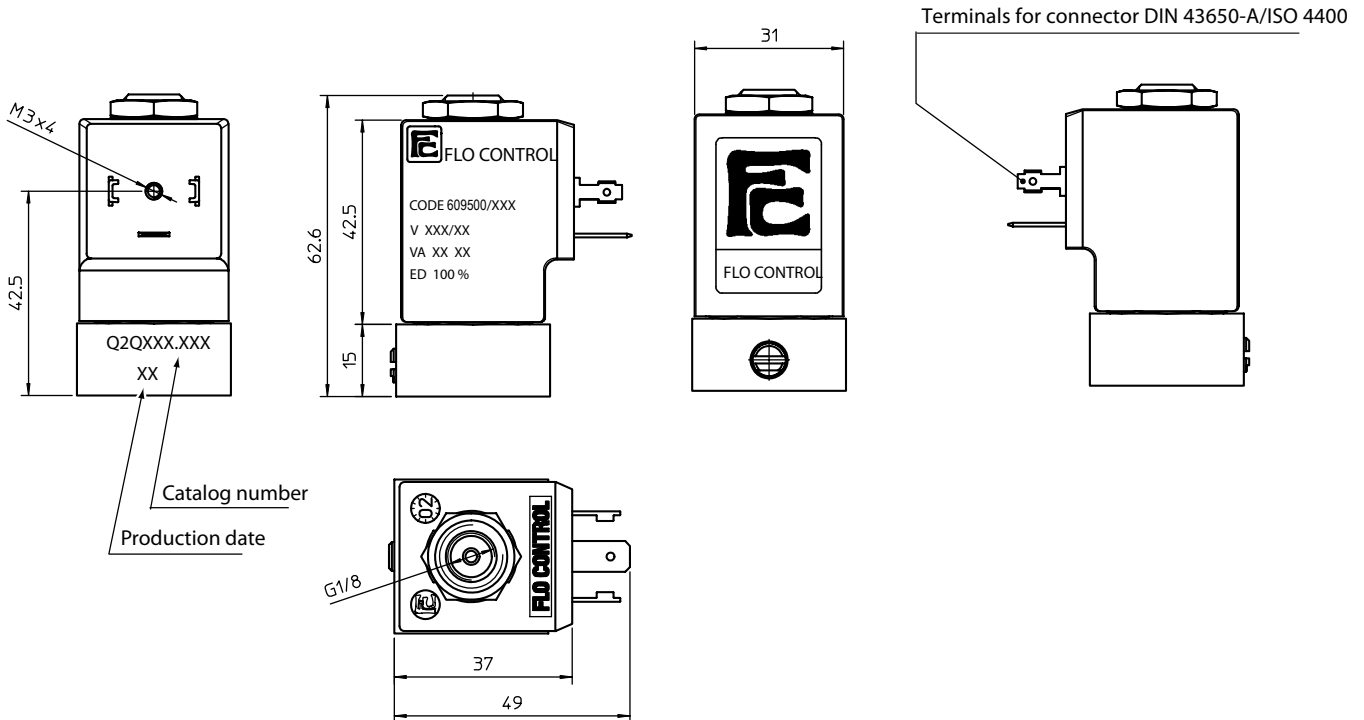
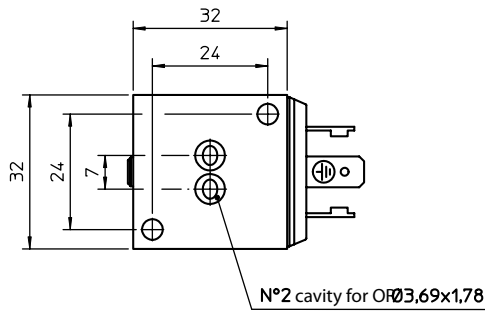
FLO CONTROL

Solenoid Valves



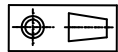
direct operated solenoid valves

coil 31 mm



Catalog number
Production date

weight 200 g



coil code	TABLE B			
	*voltages	code		
		~ 50 Hz	~ 60 Hz	= DC
	12	-	-	666
	24	611	644	671
	48	616	-	676
	110	621	-	681
	115	-	653	-
	220	631	-	-
	230	638	659	-
	380	640	-	-

coil specification	
wire insulation	class H180° C
encapsulation	class F155° C
encapsulation mat.	nylon
energising duration	100% at +20° C ambient
voltage tolerance	- 10% +15% of nominal voltage
*power consumption	AC 13,5 VA - DC 10 Watt
electrical connection	DIN 43650/A (2P+ earth)
cable connection	Pg 9 (for cable dia. 6-8mm)
protection class	IP 65 (with connector)

* other voltages and wattages on request

connector (not included, must be ordered separately)

code Z10031

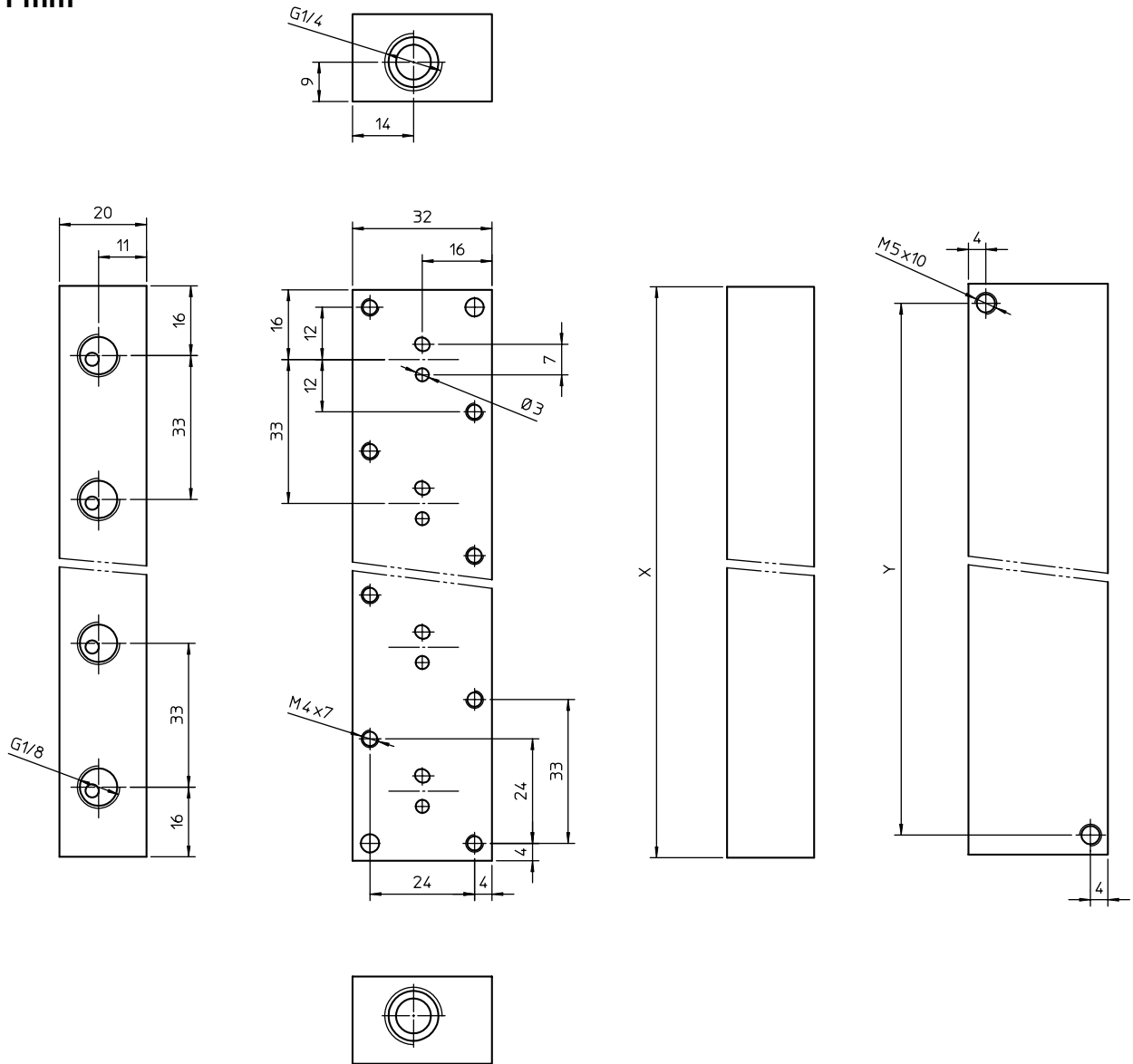
FLO CONTROL

Solenoid Valves



direct operated solenoid valves

coil 31 mm



order code	stations	X (mm)	Y (mm)	weight (g)
ZZ11.Q1.08A	1	32	24	45
ZZ11.Q2.08A	2	65	57	100
ZZ11.Q3.08A	3	98	90	150
ZZ11.Q4.08A	4	131	123	205
ZZ11.Q5.08A	5	164	156	260
ZZ11.Q6.08A	6	197	189	310

-M4 screws order code Z11030 (two each valves station) must be ordered separately

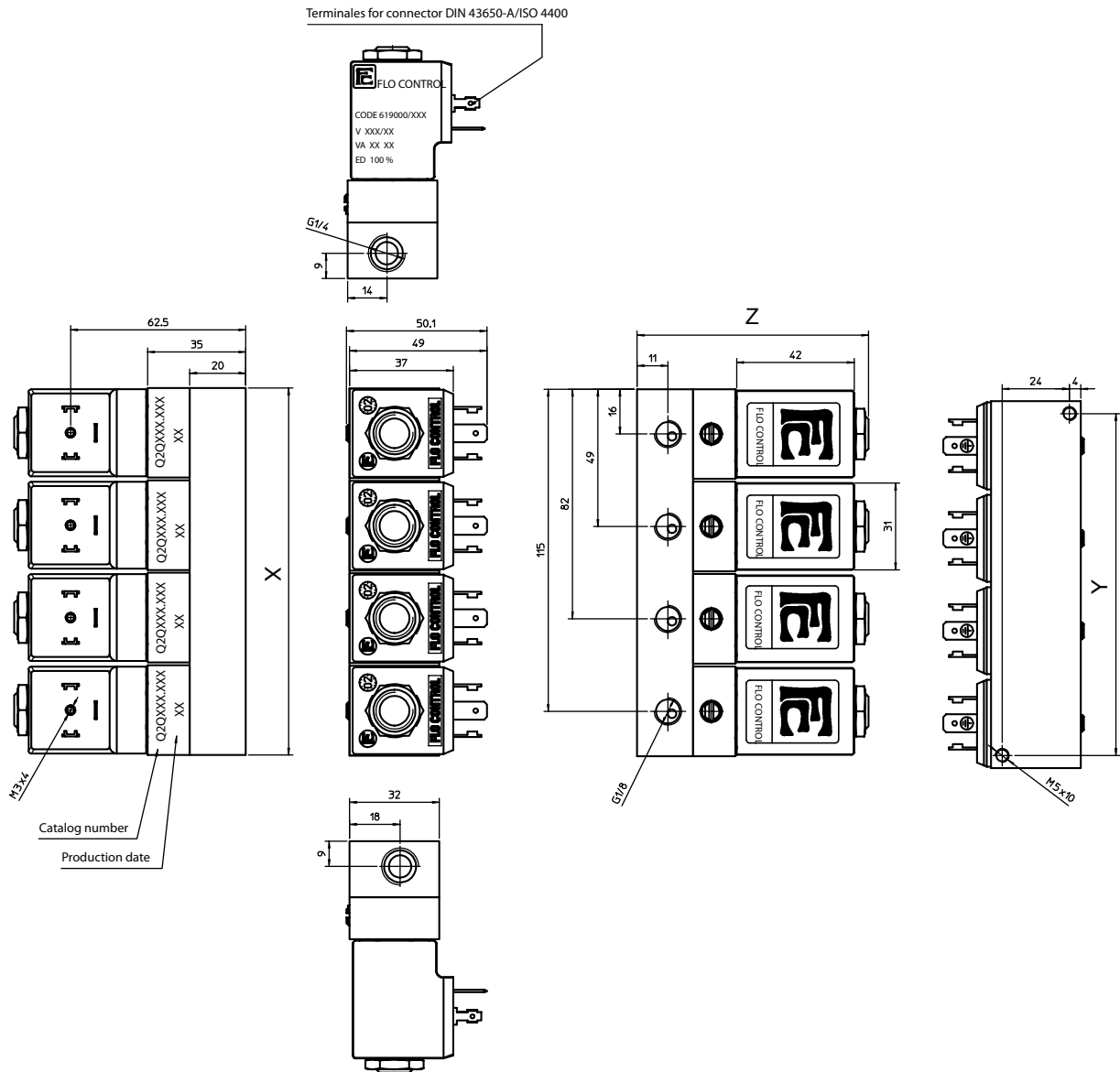
FLO CONTROL

Solenoid Valves



direct operated solenoid valves

coil 31 mm



dimensions assembled manifolds

order code	stations	X (mm)	Y (mm)	Z (mm)	weight (g)
parts have to be ordered separately: valves see page 1/4 bases see page 3/4 screws see page 3/4	1	32	24	82.6	245
	2	65	57	82.6	500
	3	98	90	82.6	750
	4	131	123	82.6	1005
	5	164	156	82.6	1260
	6	197	189	82.6	1510