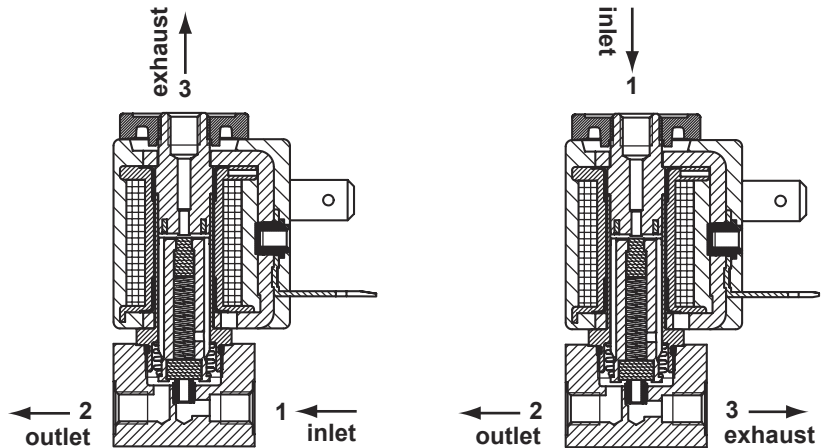


direct operated solenoid valves

coil 22 mm

| general information | |
|---------------------------|-----------------------|
| ambient temperature | - 10°C to + 50°C |
| response time | 5 - 8 ms |
| mounting | in any position |
| seal materials, standard* | NBR, FPM, EPDM, PTFE* |
| dimensions | see page 2/2 |
| coil data | see page 2/2 |
| connector data | see page 2/2 |




* other seal materials on request

| function | symbol | orifice mm | *Kv | pressure range (bar) | | | nominal power | | TABLE A main code | |
|-------------------------------------|--------|------------|-----|----------------------|---------|---------|---------------|----------------------|----------------------|--------|
| | | | | min. | max. DC | max. AC | Watt DC | V.A. AC inr. hol. | | |
| 3/2 normally closed (NC) | | 1.2 | 0.5 | 0 | - | 10 | - | 9 | 7.5 | N3A112 |
| | | 1.2 | 0.5 | 0 | 10 | - | 5 | - | - | N3A612 |
| | | 1.6 | 1.1 | 0 | - | 7 | - | 9 | 7.5 | N3A116 |
| | | 1.6 | 1.1 | 0 | 7 | - | 5 | - | - | N3A616 |
| | | | | | | | | | | |
| 3/2 normally open (NO) | | 1.2 | 0.5 | 0 | - | 10 | - | 9 | 7.5 | N3A212 |
| | | 1.2 | 0.5 | 0 | 10 | - | 5 | - | - | N3A712 |
| | | 1.6 | 1.1 | 0 | - | 7 | - | 9 | 7.5 | N3A216 |
| | | 1.6 | 1.1 | 0 | 7 | - | 5 | - | - | N3A716 |
| | | | | | | | | | | |

*l/min. of water with ΔP of 1 bar

order code

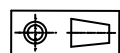
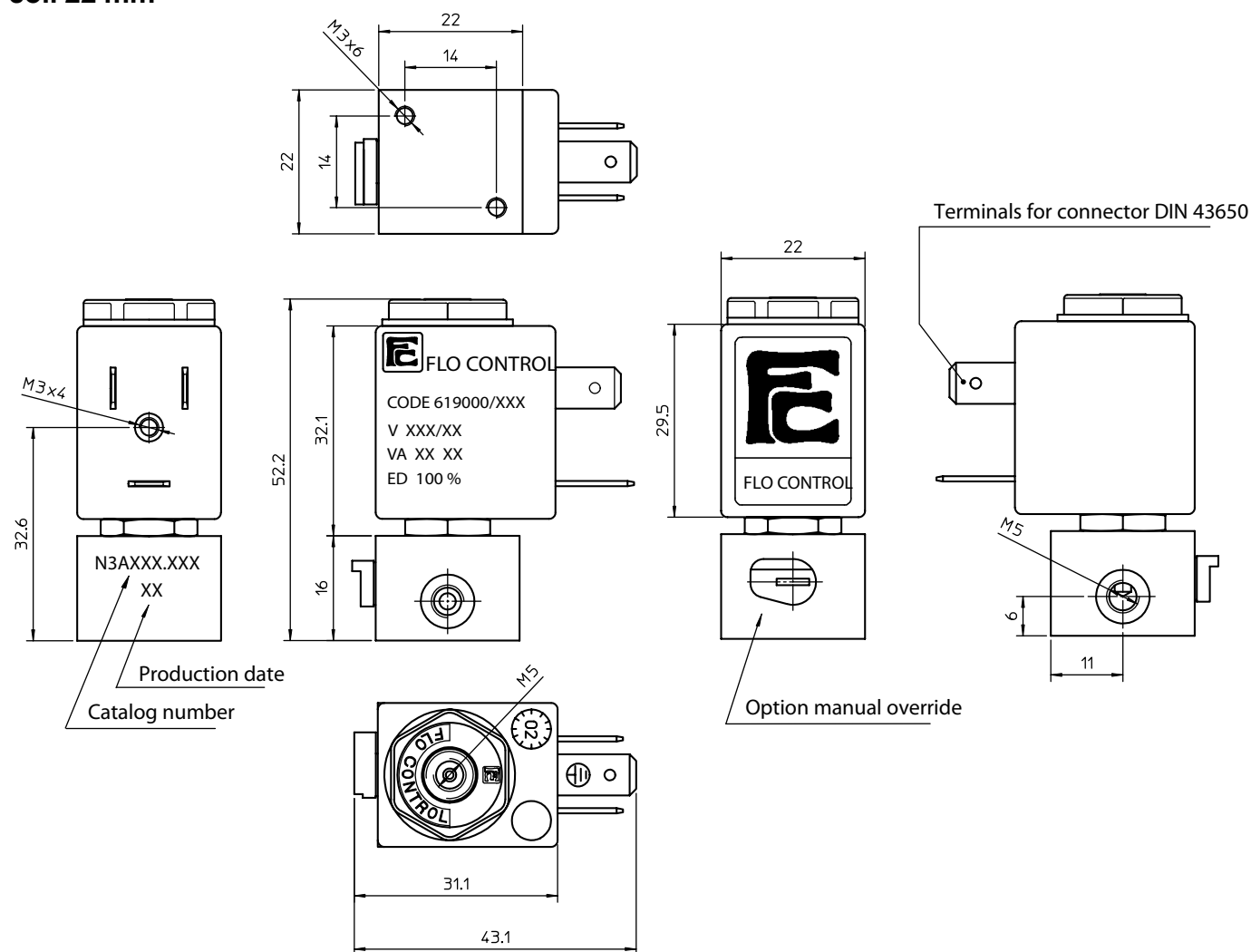


| main code | stem | | seals | | manual override | | coil code |
|--------------------------|------|-----------------------|-------|----------|-----------------|---------------|-------------------------|
| | code | material | code | material | code | type | |
| see table A on this page | A | stainless AISI 303 | B | NBR | 0 | none | see table B on page 2/2 |
| | D | brass* | V | FPM | 1 | brass screw | |
| | | *option: chem. nickel | E | EPDM | 4 | plastic lever | |
| | | | T | PTFE | | | |



direct operated solenoid valves

coil 22 mm



weight 100 g

| coil code | TABLE B | | | |
|-----------|-----------|---------|---------|------|
| | *voltages | code | | |
| | | ~ 50 Hz | ~ 60 Hz | = DC |
| | 6 | - | - | 461 |
| | 12 | - | - | 466 |
| | 24 | 411 | 444 | 471 |
| | 48 | 416 | - | 476 |
| | 110 | 421 | - | 481 |
| | 115 | - | 453 | - |
| | 220 | 431 | - | 491 |
| | 230 | 457 | 459 | - |

| coil specification | |
|-----------------------|----------------------------------|
| wire insulation | class H180° C |
| encapsulation | class F155° C |
| encapsulation mat. | nylon |
| energising duration | 100% at +20° C ambient |
| voltage tolerance | - 10% to +15% of nominal voltage |
| power consumption | AC 7,5 VA - DC 5 Watt |
| electrical connection | DIN 43650/B (2P+ earth) |
| cable connection | Pg 9 (for cable dia. 6-8mm) |
| protection class | IP 65 (with connector) |

* other voltages and wattages on request

connector (not included, must be ordered separately)

code Z10030

FLO CONTROL

Solenoid Valves

