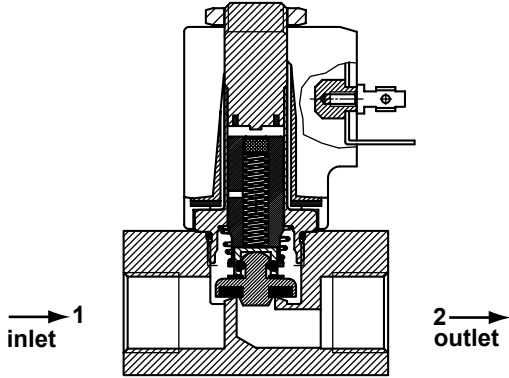


direct operated solenoid valves

coil 31 mm

general information	
ambient temperature	- 10°C to + 50°C
response time	10 - 20 ms
mounting	in any position
standard seal materials*	NBR, FPM, EPDM
dimensions	see page 2/2
coil data	see page 2/2
connector data	see page 2/2

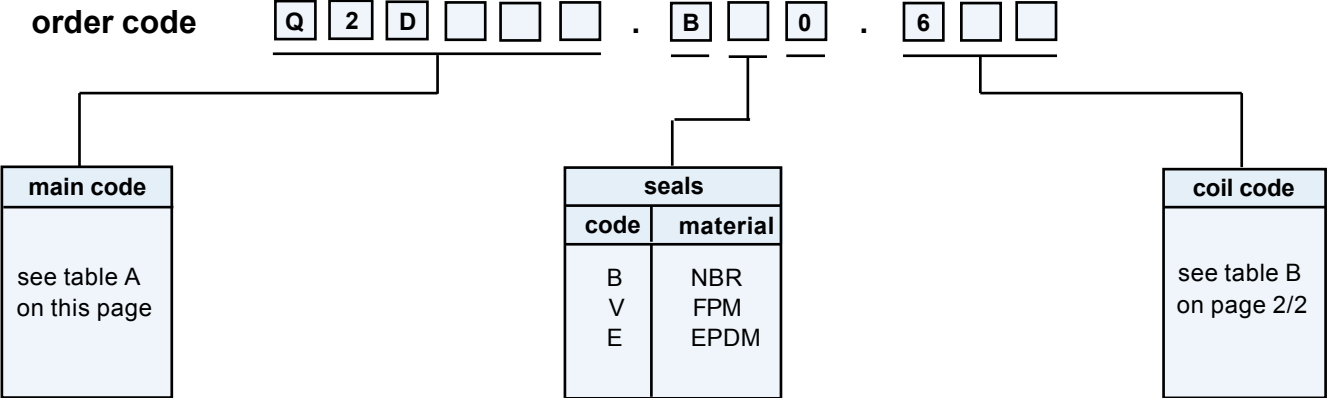


NC

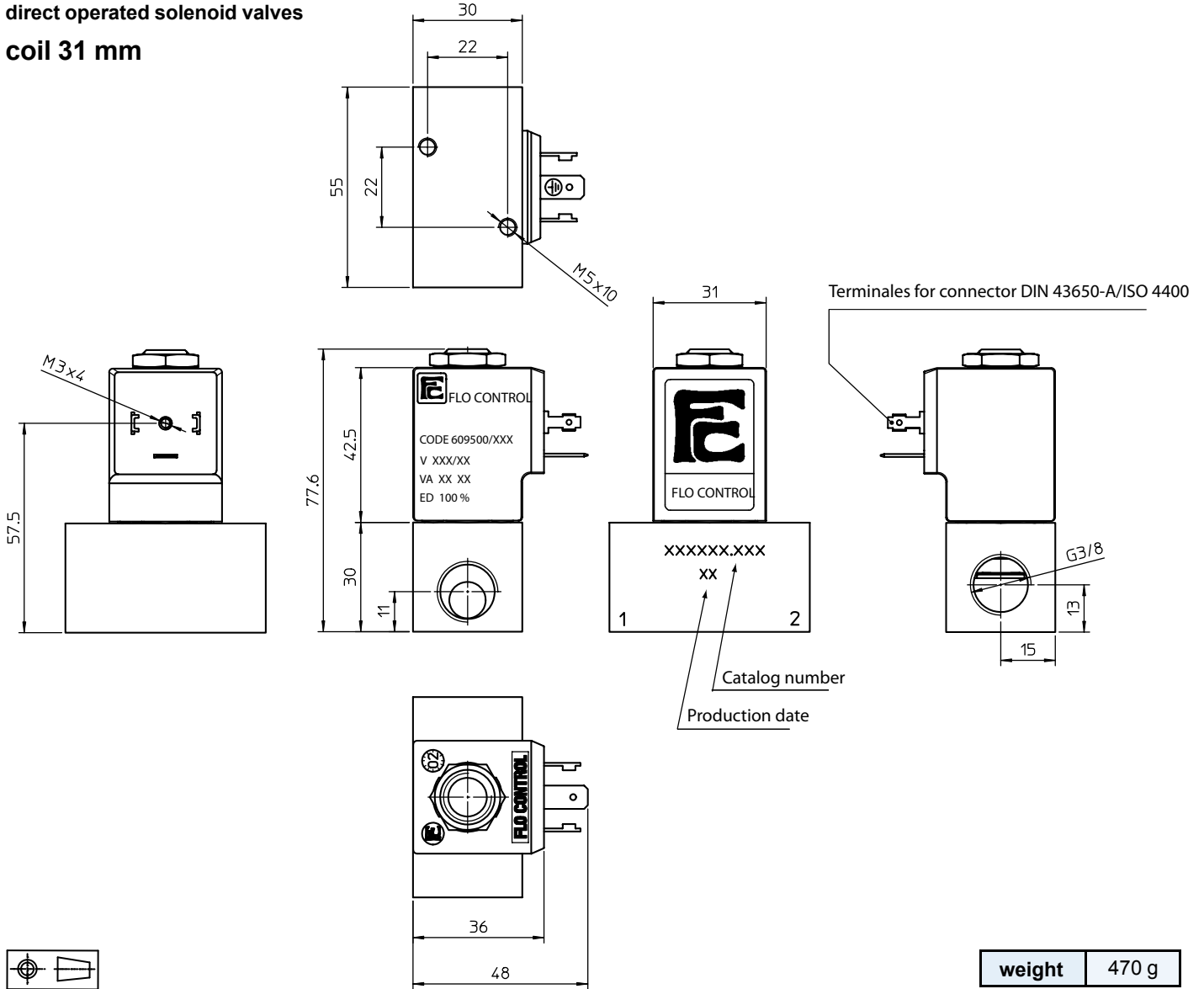
* other seal materials on request

function	symbol	orif. mm	*Kv	pressure range (bar)			nominal power			TABLE A main code
				min.	max. DC	max. AC	Watt DC	V.A. AC		
								inr.	hol.	
2/2 normally closed (NC)										
		8.0	16.0	0	0.5	1.0	10	21.5	13.5	Q2D180
		10.0	22.0	0	0.3	0.5	10	21.5	13.5	Q2D110

*l/min. of water with ΔP of 1 bar



direct operated solenoid valves
coil 31 mm



weight 470 g

coil code	TABLE B			
	*voltages	code		
		~ 50 Hz	~ 60 Hz	= DC
	12	-	-	666
	24	611	644	671
	48	616	-	676
	110	621	-	681
	115	-	653	-
	220	631	-	-
	230	638	659	-
	380	640	-	-

coil specification	
wire insulation	class H180° C
encapsulation	class F155° C
encapsulation mat.	nylon
energising duration	100% at +20° C ambient
voltage tolerance	- 10% +15% of nominal voltage
power consumption	AC 13,5 VA - DC 10 Watt
electrical connection	DIN 43650/A (2P+ earth)
cable connection	Pg 9 (for cable dia. 6-8mm)
protection class	IP 65 (with connector)

* other voltages and wattages on request

connector (not included, must be ordered separately) code Z10031

FLO CONTROL
Solenoid Valves

	Production monitored		IP65
	PRODUCT SERVICE		

