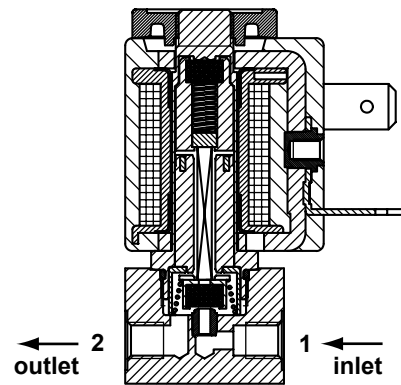


direct operated solenoid valves

coil 22 mm

general information	
ambient temperature	- 10°C to + 50°C
response time	5- 8 ms
mounting	in any position
standard seal materials*	NBR, FPM, EPDM*
dimensions	see page 2/2
coil data	see page 2/2
connector data	see page 2/2



NO

* other seal materials on request

function	symbol	orifice mm	*Kv	pressure range (bar)			nominal power		TABLE A	
				min.	max. DC	max. AC	Watt DC	V.A. AC		main code
								inr.	hol.	
2/2 normally open (NO) 		1.2	0.5	0	-	13	-	9	7.5	N6A212
		1.2	0.5	0	13	-	5	-	-	N6A712
		1.6	1.1	0	-	10	-	9	7.5	N6A216
		1.6	1.1	0	10	-	5	-	-	N6A716
		2.0	1.5	0	-	7	-	9	7.5	N6A220
		2.0	1.5	0	7	-	5	-	-	N6A720

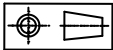
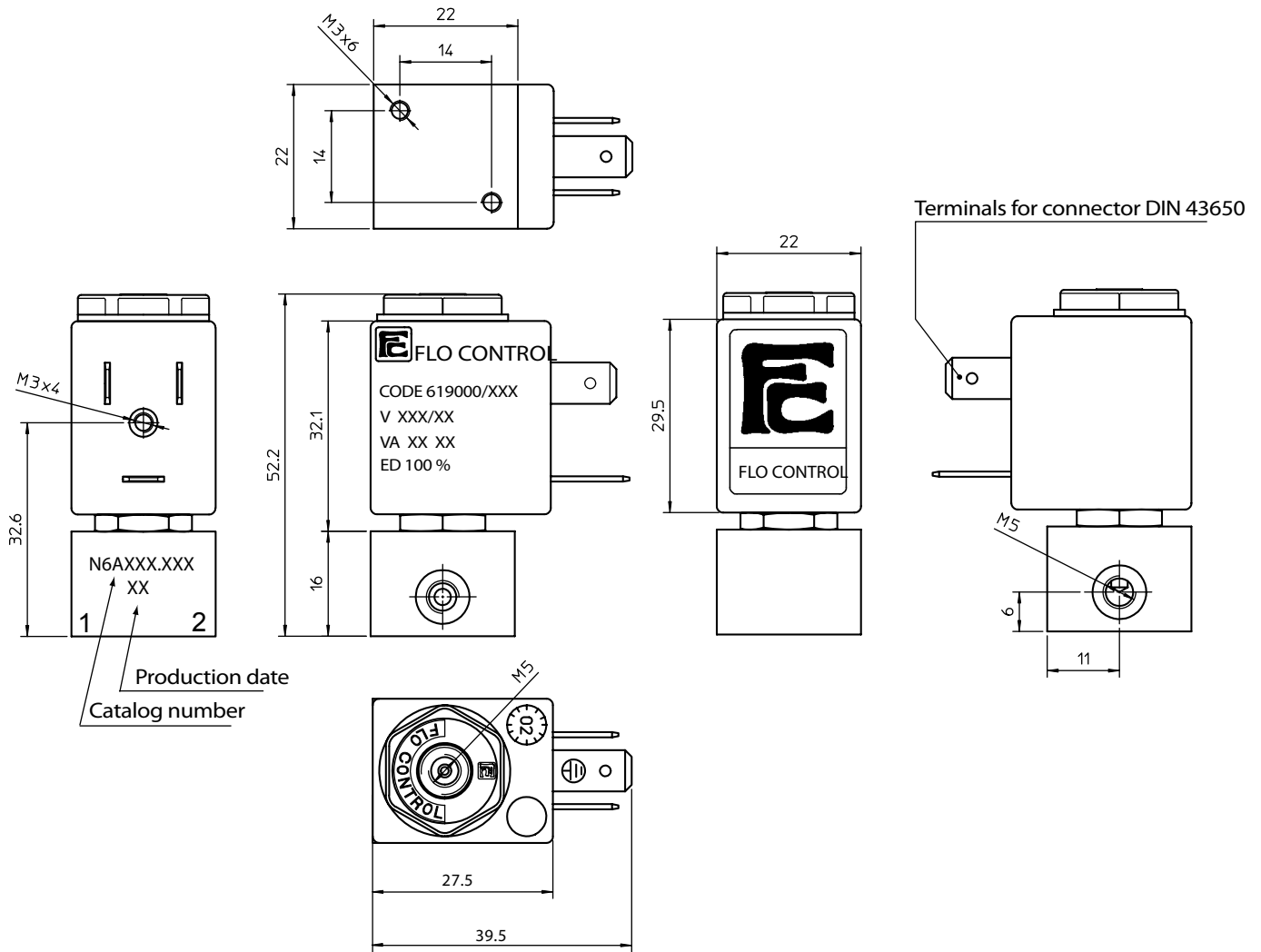
*l/min. of water with ΔP of 1 bar

order code **N** **6** **A** . . **4**

main code	stem	seals	manual override	coil code																		
see table A on this page	<table border="1" style="width:100%; border-collapse: collapse;"> <tr> <th>code</th> <th>material</th> </tr> <tr> <td style="text-align: center;">C</td> <td>brass*</td> </tr> <tr> <td></td> <td>*option: chem. nickel</td> </tr> </table>	code	material	C	brass*		*option: chem. nickel	<table border="1" style="width:100%; border-collapse: collapse;"> <tr> <th>code</th> <th>material</th> </tr> <tr> <td style="text-align: center;">B</td> <td>NBR</td> </tr> <tr> <td style="text-align: center;">V</td> <td>FPM</td> </tr> <tr> <td style="text-align: center;">E</td> <td>EPDM</td> </tr> </table>	code	material	B	NBR	V	FPM	E	EPDM	<table border="1" style="width:100%; border-collapse: collapse;"> <tr> <th>code</th> <th>type</th> </tr> <tr> <td style="text-align: center;">0</td> <td>none</td> </tr> </table>	code	type	0	none	see table B on page 2/2
code	material																					
C	brass*																					
	*option: chem. nickel																					
code	material																					
B	NBR																					
V	FPM																					
E	EPDM																					
code	type																					
0	none																					

direct operated solenoid valves

coil 22 mm



weight 130 g

coil code	TABLE B			
	*voltages	code		
		~ 50 Hz	~ 60 Hz	= DC
	6	-	-	461
	12	-	-	466
	24	411	444	471
	48	416	-	476
	110	421	-	481
	115	-	453	-
	220	431	-	491
	230	457	459	-

coil specification	
wire insulation	class H180° C
encapsulation	class F155° C
encapsulation mat.	nylon
energising duration	100% at +20° C ambient
voltage tolerance	- 10% to +15% of nominal voltage
power consumption	AC 7,5 VA - DC 5 Watt
electrical connection	DIN 43650/B (2P+ earth)
cable connection	Pg 9 (for cable dia. 6-8mm)
protection class	IP 65 (with connector)

* other voltages and wattages on request

connector (not included, must be ordered separately)

code Z10030

FLO CONTROL
Solenoid Valves

